

CAUTION
KEEP OUT OF REACH OF CHILDREN
READ SAFETY DIRECTIONS
FOR ANIMAL TREATMENT ONLY



advantix[®]

for Dogs

100 g/L IMIDACLOPRID
500 g/L PERMETHRIN (cis-trans, 40:60)
Solvent: 484 g/L N-METHYLPIRROLIDONE

FOR:

- the control of ticks including the paralysis tick *Ixodes holocyclus*, brown dog tick *Rhipicephalus sanguineus*, and bush tick *Haemaphysalis longicornis*.
- ADVANTIX[®] both repels and kills ticks;
- the treatment and prevention of fleas *Ctenocephalides* spp. Reduces the incidence of Flea Allergy Dermatitis. Larval flea stages are killed in the surroundings of ADVANTIX[®] treated dogs;
- the control of lice *Trichodectes canis*, *Linognathus setosus* for up to 6 weeks;
- the repelling and killing of mosquitoes (*Anopheles*, *Culex*, *Aedes* sp.) and biting midges/sandflies (*Phlebotomus*, *Culicoides* sp.);
- the repelling of stable (biting) flies (*Stomoxys calcitrans*);

in dogs.

One application lasts for a month, (2 weeks for paralysis tick).

DIRECTIONS FOR USE

For external application only.



Keep cats separated from recently treated dogs.

There are reports of toxic effects in cats which groom or contact dogs treated 48 hours earlier.

Toxic effects include behaviour changes, drooling, tremors and death.

Seek veterinary advice immediately if you suspect toxicity in a cat.

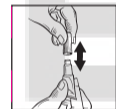
Apply every 2 weeks for control of paralysis ticks (*Ixodes holocyclus*).

Apply monthly for control of all other ticks and/or fleas.

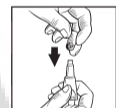
DOSAGE

For animals of this type	Weight	Use 1 TUBE of the colour
Small dogs & puppies	Up to 4 kg	green
Dogs	4–10 kg	turquoise
Dogs	10–25 kg	pink
Dogs	25–50 kg	blue

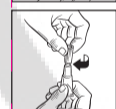
For very large dogs over 50 kg, apply 2 tubes of ADVANTIX[®] for Dogs Over 25 kg (blue) by dividing the dose between the shoulder blades, on the midline of the back between the hips, and at one point in between.



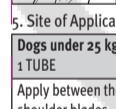
1. Remove required tube(s) from the package.



2. Hold tube upright and pull off the cap.



3. Reverse the cap and push cap back on tube.



4. Twist cap to break seal, then remove cap from tube.

5. Site of Application

Dogs under 25 kg 1 TUBE	Dogs 25–50 kg 1 TUBE
Apply between the shoulder blades	Apply by dividing the dose between the shoulder blades, on the midline of the back between the hips, and at one point in between.

6. The animal should be standing for easy application. Remove any collar prior to application and replace when product is dry. Part the hair until the skin is visible.

Place the tip of the tube on the skin and squeeze the tube firmly **twice** to apply the solution directly on the skin. Avoid pet's eyes or mouth.

7. Record treatment date and repeat monthly or fortnightly as directed above.

ADVANTIX[®] remains efficacious following soap-free shampoo treatment, swimming or exposure to rain. If washing animal during use of this product, use a soap-free shampoo 14 days after treatment.

TICK CONTROL

- ADVANTIX[®] must be applied at 2 week intervals for control of paralysis ticks (*Ixodes holocyclus*)
- Application at one month intervals will control brown dog ticks and bush ticks (*Rhipicephalus* sp., *Haemaphysalis* sp.)
- Ticks are repelled and/or killed

82125256 6/14

- Ideally use ADVANTIX[®] 1 month prior to first expected exposure to ticks
- Attached ticks will be killed but remain attached and visible
- The Paralysis Tick (*Ixodes holocyclus*) is a potentially deadly parasite and difficult to control
- While ADVANTIX[®] controls paralysis ticks for 2 weeks, the risk of tick paralysis cannot be entirely eliminated. Therefore, **daily searching for and removal of any ticks found is recommended.**

FLEA CONTROL AND PREVENTION

ADVANTIX[®] has been shown to kill adult and larval fleas within 20 minutes of contact by absorption via the flea intersegmental membranes. Stops fleas from feeding in 3–5 minutes. Fleas are not required to bite the animal to receive a lethal dose.

The successive feeding activity of fleas on pets may elicit a hypersensitivity skin disorder known as flea allergy dermatitis (FAD). Treatment of pets with ADVANTIX[®] rapidly kills fleas and reduces the incidence of this condition.

ADVANTIX[®] may be used as the only product for flea control as it breaks the life cycle and kills fleas emerging from the environment to reinfest the dog. More rapid resolution of heavy environmental infestations may be obtained by additional environmental control measures using a suitable registered product. It is recommended that all dogs in the same environment should be protected by ADVANTIX[®] for Dogs and all cats with ADVANTAGE[®] or ADVOCATE[®] for Cats.

Do not use ADVANTIX[®] on cats.

MOSQUITOES and MIDGES/SANDFLIES

One treatment of ADVANTIX[®] provides repellent and killing activity against mosquitoes and midges/sandflies for four weeks thus reducing irritation and the risk of disease transmission.

STABLE (BITING) FLIES

One treatment of ADVANTIX[®] provides repellent activity against stable (biting) flies for four weeks which helps reduce the irritation and skin lesions caused by these pests.

PUPPIES

Puppies may be treated with ADVANTIX[®] from 7 weeks of age. If puppies younger than 7 weeks require flea control they may be safely treated with ADVANTAGE[®] for Dogs.

PREGNANCY AND LACTATION

ADVANTIX[®] is safe for use on pregnant and lactating bitches.

PRECAUTIONS

DO NOT apply to cats or animals other than dogs. Due to their unique physiology and inability to metabolise certain compounds, the product must not be used on cats. If applied to a cat, or ingested by a cat, this product may have serious harmful effects. If this occurs consult your veterinary surgeon immediately. Consult your veterinary surgeon before use on sick and debilitated dogs. Take care to ensure the product does not contact the eyes or mouth of recipient dogs.

On rare occasions reactions on dogs may include skin sensitivity resulting in symptoms such as scratching, agitation or lethargy. These signs are normally transient. If you are concerned please contact Bayer for further information. ADVANTIX[®] has no strong chemical smell. The liquid vehicle in ADVANTIX[®] may discolour certain surfaces and fabrics, e.g. polished floorboards, leather. Exclude the animal from contact with such surfaces until the product dries on the animal's coat.

NOT TO BE USED FOR ANY PURPOSE, OR IN ANY MANNER, CONTRARY TO THIS LABEL UNLESS AUTHORISED UNDER APPROPRIATE LEGISLATION.

SAFETY DIRECTIONS

Will damage the eyes. Avoid contact with the eyes. If product in eyes, wash it out immediately with water. Wash hands after use.

FIRST AID

If poisoning occurs, contact a doctor or Poisons Information Centre. Phone Australia 131 126.

If swallowed, do NOT induce vomiting. Give a glass of water. If in eyes wash out immediately with water.

DISPOSAL

After use replace cap on tube. Dispose of used tubes and packaging by wrapping in paper and placing in garbage.

PRESENTATION

ADVANTIX [®] for	Tube colour	Contents	APVMA Approval No:
Small dogs & puppies up to 4 kg	green	0.4 mL	58259/57498
Dogs 4–10 kg	turquoise	1.0 mL	58261/57499
Dogs 10–25 kg	pink	2.5 mL	58260/57500
Dogs over 25 kg	blue	4.0 mL	58262/57501

STORAGE

Store below 30 °C (room temperature).

All pipettes should be used within 18 months of opening the foil pouch.

LIMITATION OF LIABILITY

Failure to use the product strictly as directed may be illegal, prove dangerous or render the product ineffective. Notwithstanding anything else contained on this label, and subject to any rights you have under the Australian Consumer Law and any other applicable law, Bayer Australia Limited's liability is limited to replacing this product or supplying equivalent product or paying the cost of replacing this product, at its discretion.

ADVANTIX[®], ADVOCATE[®] and ADVANTAGE[®] are registered trademarks of Bayer AG, Leverkusen, Germany.

BAYER AUSTRALIA LIMITED

875 Pacific Highway

PYMBLE NSW 2073

ACN 000 138 714

MANUFACTURED IN GERMANY

Bayer